

PROVISIONAL LEAFLET

BV6

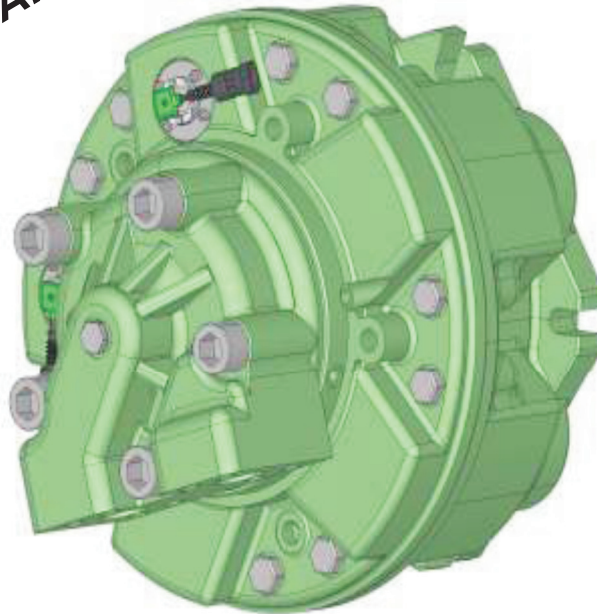
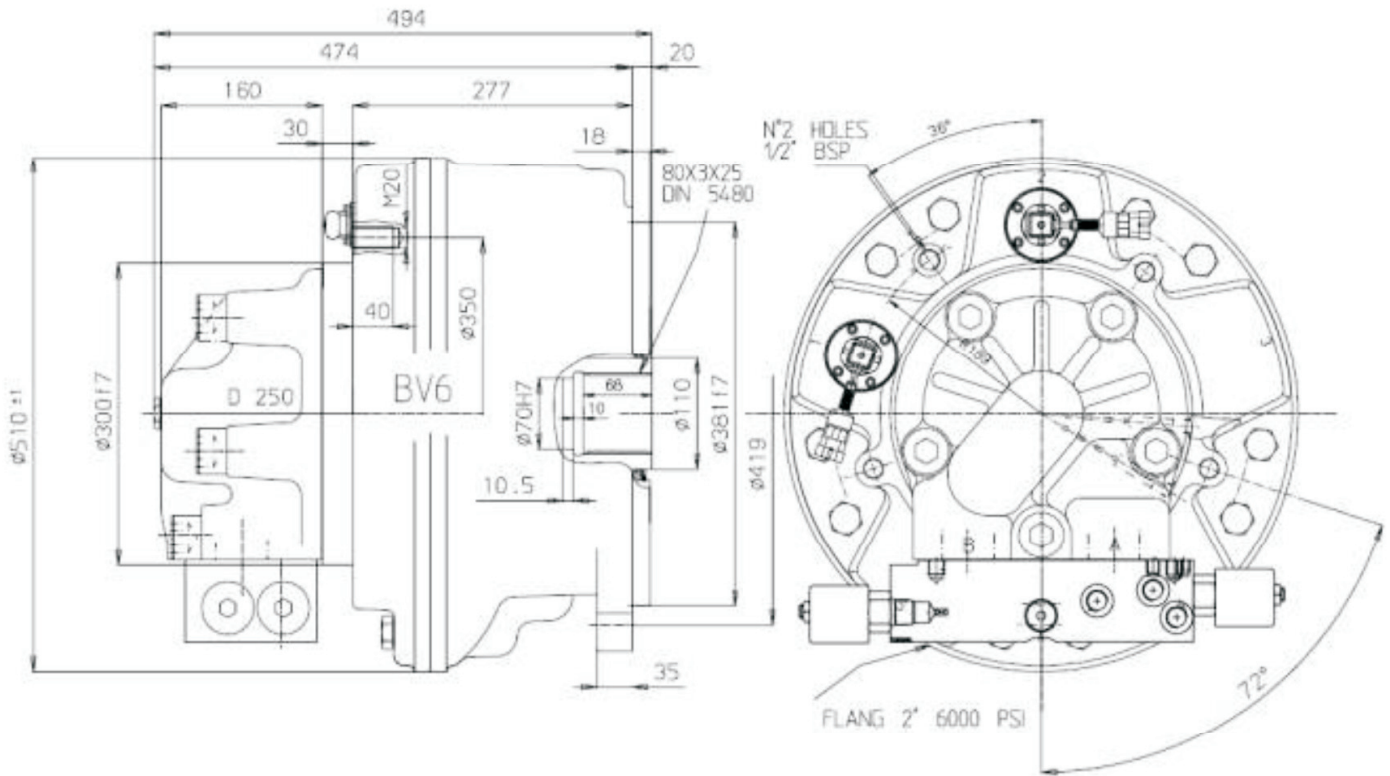


TABELLA DI PERFORMANCE
PERFORMANCES TABLE

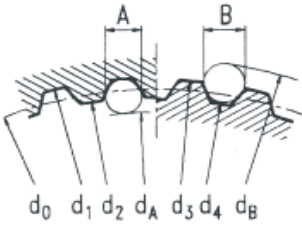
		Max	Min
BV6		3000	760
<i>Displacement / Cilindrata</i>	[cc/rev]	3041	760
<i>Bore / Alesaggio</i>	[mm]	110	
<i>Stroke / Corsa</i>	[mm]	64	16
<i>Specific Torque / Coppia Specifica</i>	[Nm/bar]	48.4	12.1
<i>Pressure Rating / Press.Nominale</i>	[bar]	250	
<i>Peak Pressure / Pressione di Picco</i>	[bar]	350	
<i>Cont. Speed / Velocità cont</i>	[rpm]	200	435
<i>Max Speed / Velocità max</i>	[rpm]	300	550
<i>Peak Power / Potenza di Picco</i>	[kW]	170	150

<i>Approximative weight</i>	250	[kg]	<i>Peso Approssimativo</i>	250	[kg]
<i>Motor casing oil capacity</i>	25	[l]	<i>Capacità olio corpo motore</i>	25	[l]
<i>Max casing Pressure</i>	15	[bar] (peak)	<i>Pressione max in carcassa</i>	15	[bar] (picco)
	5	[bar] (continuous)		5	[bar] (continuo)
Note:			Nota:		
Continuous or average working pressure should be chosen in function of the required service lifetime (bearing lifetime)			La pressione continua o media di lavoro va determinata in funzione della vita del motore (vita dei cuscinetti)		

**DIMENSIONI D'INGOMBRO
DIMENSIONAL DRAWING**



**CALETTATURE
SPLINE DATA**

80-3-25 DIN 5480			
	d_0	$\phi 75.0$	
	d_1	$\phi 80.0$	$+0.870$ $+0$ H14
	d_2	$\phi 74.0$	$+0.190$ $+0$ H11
	A	$\phi 5.25$	
	d_A	$\phi 68.9$	H9
	d_3	$\phi 79.4$	-0 -0.190 h11
	d_4	$\phi 73.4$	-0 -0.870 h14
	B	$\phi 6$	
	d_B	$\phi 85.9$	f8

ORDER CODES CODICI D'ORDINE

